



ENERGY VISION NX

CONNECTED ENERGY MANAGEMENT

Manage energy, analyze and optimize the operation of your facility. Measure performance across multiple levels within your building or estate.

Monitor and optimize the energy consumption of your entire building

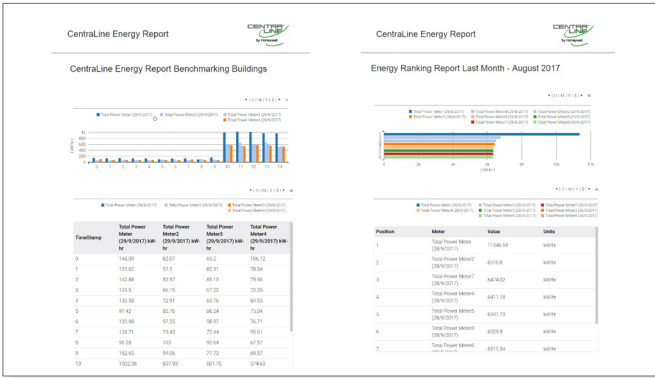
ENERGY VISION NX is an energy benchmarking and analysis tool, developed as integrated solution for any type of building. It enables the user to collect and manage all aspects of energy data at one central location.

ENERGY VISION NX is the ideal system for:

- helping manage energy, analyze, and optimize the operation of facilities
- measuring performance across multiple standards within your property
- establishing an Energy Management System according to DIN EN ISO 50001

The software is built on Niagara eXtended (NX) using HTML5 technology and the latest cyber security standards, thereby allowing to build the browser pages you need, with whatever content you like, to suit any screen solution or device.





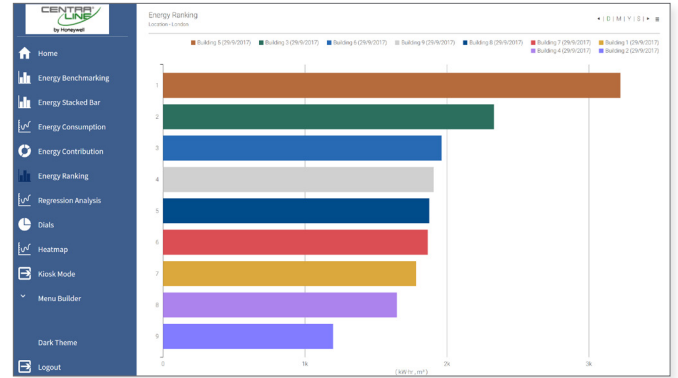
Energy Efficiency Reports

Save management effort, easily generate customized reports, e.g., by manager, department or auditing.



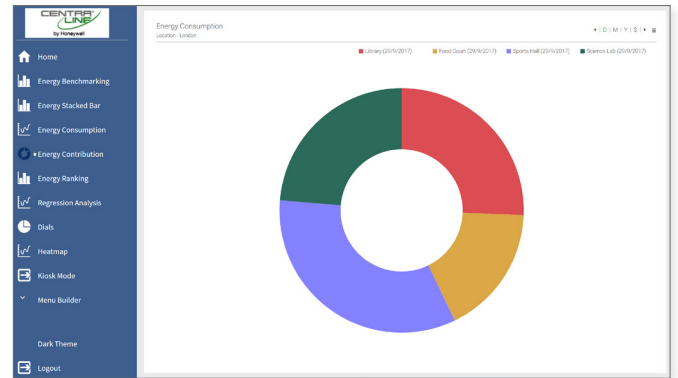
Energy Benchmarking

Detect low energy-efficiency areas by comparing consumptions against similar periods.



Energy Ranking

Visualize and compare the performance of your sites, buildings and plants. Increase energy efficiency by optimizing your biggest consumers.



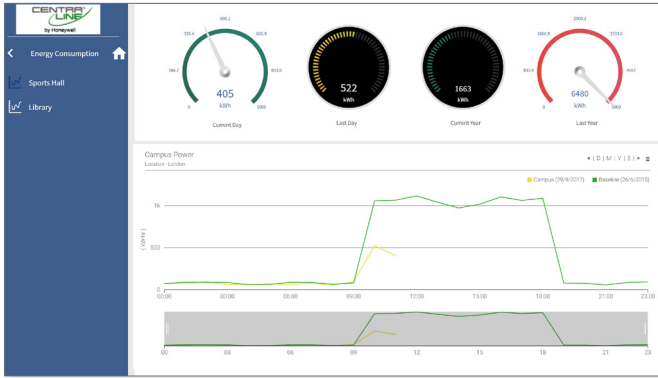
Energy Contribution

Get an overview of the energy and associated costs for different zones, buildings, or time periods.

Visualisation is key

Centraline's ENERGY VISION NX converts technical data into easy-to-understand visual graphics. This includes converting consumption values into real cost figures in €, £, and \$.

In addition, automatic reports are sent to you via email in PDF format.



Daily Consumption

Detect inefficient energy usage by comparing multiple days across 24-hr periods.



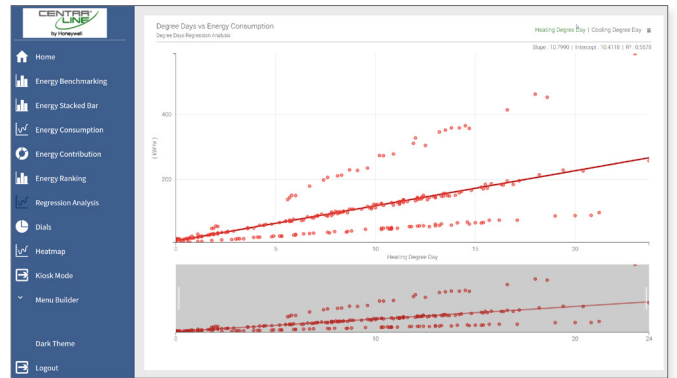
Heat Map

Get a one screen heat map view of the yearly data of a consumer. A click on any point of the chart shows the daily profile. Easily configure the heat map.



Stacked Bars

Stacked bar charts show the contribution of different consumers to the cumulated energy over time by day, week, month, year, and cost. Add a common allowed target/ budget.



Regression Analysis

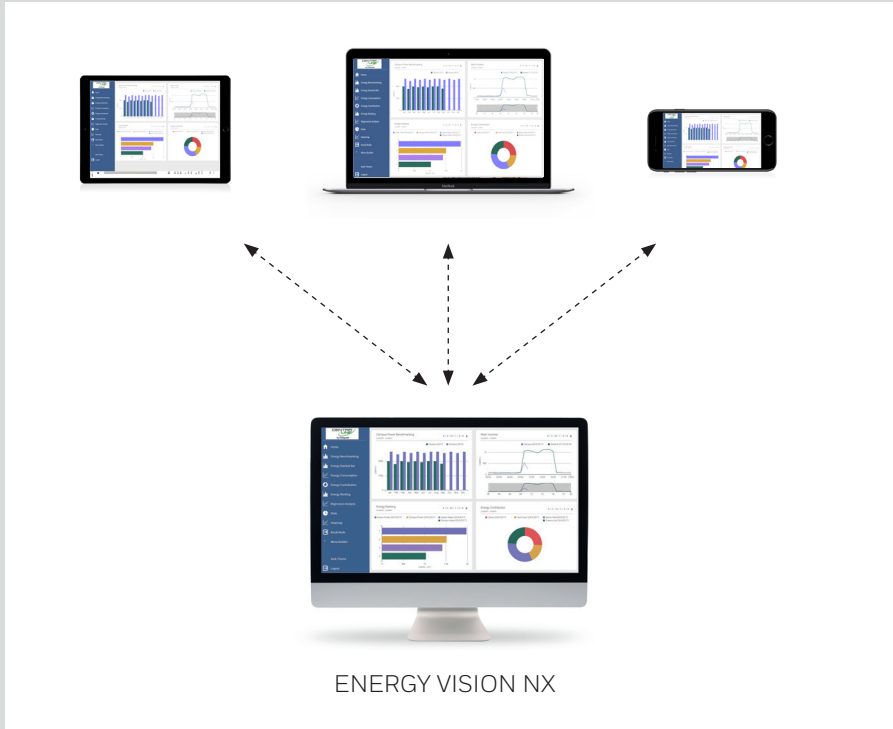
Compare your consumption with the line-of-best-fit against outdoor temperature, degree days, or any other value of interest.

Kiosk Mode

Monitor the most important energy consumers with a rotating sequence of energy dashboard pages. Ideal for use in a building foyer or reception area. Educate occupants on how they can increase the energy efficiency in their building.




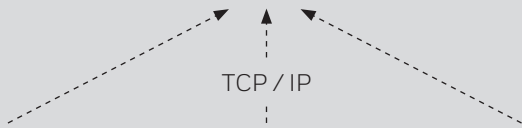
A complete solution



Analyze and optimize

ENERGY VISION NX is CentralLine's energy monitoring suite, providing an impressive range of techniques for managing all aspects of energy-related data.

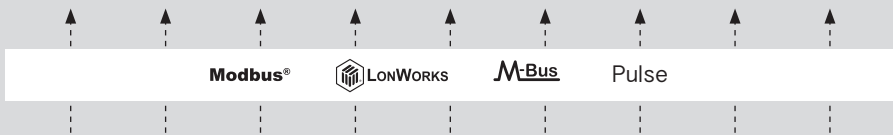
Being fully web-enabled, it allows you to monitor and analyze energy consumption locally or remotely from your platform of choice. Different access rights and viewing options allow tenants, facility managers, and service partners to optimize energy consumption.



Capture

The CentralLine system offers a variety of options to collect metering data:

- via the HAWK integration platform
- via ARENA NX workstations
- through data import.



Measure

Metering is the basis of analyzing and optimizing energy consumption. CentralLine utilizes the wide-range of Honeywell energy meters. Meters from other manufacturers can also be seamlessly integrated.

Your benefits ...

- Unveil potential energy savings
- Increase user awareness on energy spent
- Minimize costs associated with operating an EN 50001 energy management system
- Supports class A classification of EN 15232
- Fast return on investment
- Better protection for your assets and data
- Improved environmental footprint

... thanks to

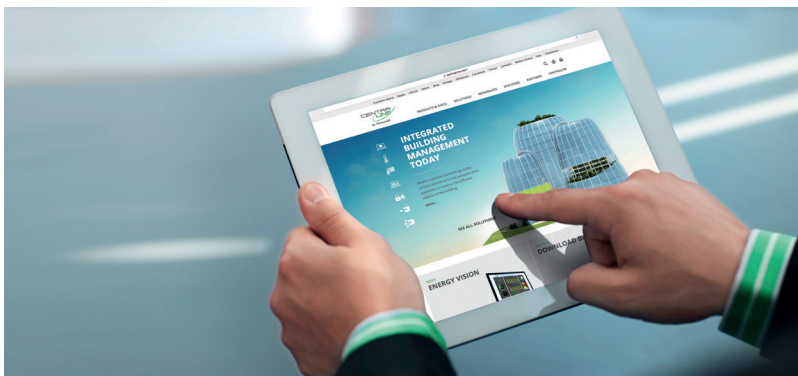
- Intuitive charts and regression analysis
- Benchmarking functionality (facilities, plan/actual)
- Ranking of consumers
- Energy dashboards
- Automatic scheduled reporting
- Complete transparency in energy resource management
- Increased assurance of legal compliance
- Increased understanding of energy use and consumption via defined methods, processes of data collection
- Easy integration in NX infrastructure (ENERGY VISION NX runs on HAWK controllers as well as on ARENA NX)
- Compliance with the latest Cyber Security standards
- Energy efficiency is one of the most cost-effective ways to reduce your carbon footprint

Versions	Description
CLNXEMC12	Controller base license 12 meter points
CLNXEMS25	Supervisor base license 25 meter points
CLNXEMS50-UP	Supervisor license adds 50 meter points
CLNXEMS100-UP	Supervisor license adds 100 meter points
CLNXEMS500-UP	Supervisor license adds 500 meter points
CLNXEMS1K-UP	Supervisor license adds 1000 meter points

Find a Centraline office or partner in your area at:

centraline.com

**CENTRA[®]
LINE**
by Honeywell



Centraline
Honeywell GmbH
Böblinger Straße 17
71101 Schönaich, Germany
Tel +49 (0) 7031 637 01
Fax +40 (0) 7031 637 740
www.centraline.com

Centraline is a Honeywell brand.